

LINEAR OPERATIONS ON COMPLEX NUMBERS IN THE MAPLE SYSTEM

Mirzakarimov Ergashboy Mirzaboyevich

Acting Associate Professor Fergana Polytechnic Institute, Fergana, Uzbekistan

Fayzullayev Djamsid Ismoiljonovich

Acting Associate Professor Fergana Polytechnic Institute, Fergana, Uzbekistan

ARTICLE INFO.

Keywords: Complex number, real number, abstract unit, algebraic form, abstract number, joint complex number, opposite complex number, modulus, argument, trigonometric form.

Abstract

The basic concepts and definitions of a complex number are given. The operations of addition and subtraction on complex numbers in algebraic form are performed in the Maple system.

<http://www.gospodarkainnowacje.pl/> © 2024 LWAB.

KIRISH. Hozirgi vaqtda har qanday jiddiy hisob-kitoblar, qoida tariqasida, kompyuterlarda va birinchi navbatda, shaxsiy kompyuterlarda amalga oshiriladi. Ushbu maqolada Maple dasturidan foydalanib kompleks sonlar uchun tuzilgan matematik modellarning samarali va undan foydalanib tahlil va qaror qabul qilishda axamiyatli ekanligini ko'rsatamiz.

1. Asosiy ta'riflar.

1-ta'rif. a va b –haqiqiy sonlar uchun yozilgan $z = a + ib$ ko'rinishidagi ifodaga kompleks son deb aytiladi.

Bunda $i = \sqrt{-1}$ ($i^2 = -1$) tenglik bilan aniqlanuvchi mavhum birlik deb ataluvchi birlik. z kompleks sonning haqiqiy va mavhum qismlari quyidagicha belgilanadi:

$$\operatorname{Re} z = a, \quad \operatorname{Im} z = b.$$

Xususiyl holda, agar $a = 0$ bo'lsa, u holda $z = 0 + ib$ sonni sof mavhum son, agar $b = 0$ bo'lsa, u holda $z = a + i \cdot 0 = a$, ya'ni haqiqiy son hosil bo'ladi. Shunday qilib, haqiqiy va mavhum sonlar z kompleks sonlarning xususiyl hollaridir.

Kompleks sonning $z = a + bi$ ko'rinishidagi yozuvi uning *algebraik shakli* deyiladi.

2-ta'rif. Agar ikkita $z_1 = a_1 + ib_1$ va $z_2 = a_2 + ib_2$ kompleks sonlarning haqiqiy qismlari va mavhum qismlari o'zaro teng bo'lsa, bu kompleks sonlar *teng*, ya'ni $z_1 = z_2$ bo'ladi, ($\operatorname{Re} z_1 = \operatorname{Re} z_2$ va $\operatorname{Im} z_1 = \operatorname{Im} z_2$ bo'lsa, $z_1 = z_2$ hisoblanadi).

3-ta'rif. $z = a + ib$ kompleks sonning haqiqiy va mavhum qismi nolga teng bo'lsagina, u nolga teng

bo'ladi, ya'ni agar $a = 0$ va $b = 0$ bo'lsagina $z = 0$, va aksincha.

4-ta'rif. $z = a + ib$ va $\bar{z} = a - ib$ kompleks sonlar *qo'shma kompleks sonlar* deyiladi.

5-ta'rif. $z_1 = a + ib$ va $z_2 = -a - ib$ kompleks sonlar *qarama-qarshi kompleks sonlar* deyiladi.

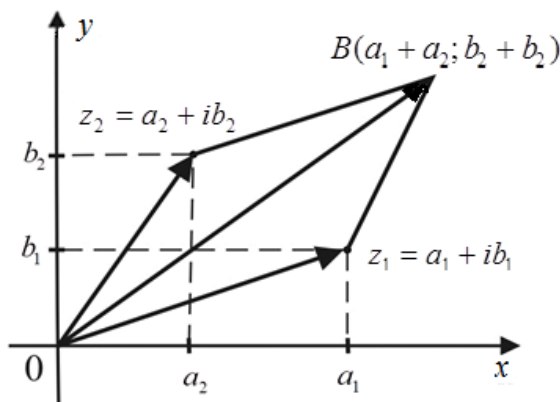
2. Algebraik shakildagi kompleks sonlar ustida amallar

Kompleks sonlarni qo'shish

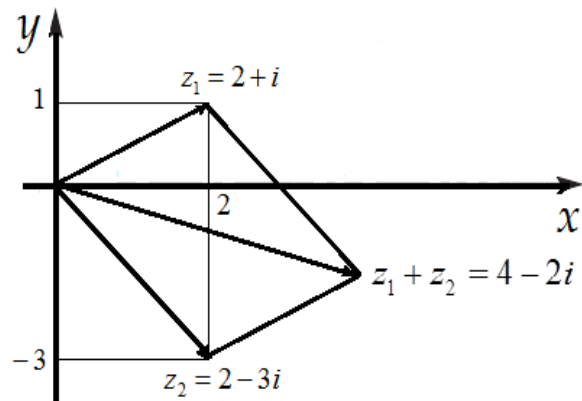
Ikkita $z_1 = a_1 + ib_1$ va $z_2 = a_2 + ib_2$ kompleks sonning yig'indisi deb,

$$z_1 + z_2 = (a_1 + ib_1) + (a_2 + ib_2) = (a_1 + a_2) + i(b_1 + b_2)$$

tenglik bilan aniqlanuvchi kompleks songa aytiladi. Bu formuladan vektorlar bilan ifodalangan kompleks sonlarni qo'shish vektorlarni qo'shish qoidasi bo'yicha bajarilishi kelib chiqadi (1-rasm).



1-rasm.



1a-rasm.

1-misol. Ushbu $z_1 = 2 + i$ va $z_2 = 2 - 3i$ kompleks sonlarning yig'indisini toping.

Yechish. $z_1 + z_2 = (2 + i) + (2 - 3i) = (2 + 2) + i(1 - 3) = 4 - 2i$.

(1a-rasm)

Maple dasturi

> restart;

> x1:=2;y1:=1; x2:=2;y2:=-3;

$z_1 = 2 + i$ kompleks sonni aniqlash:

> z1:=x1+y1*I; z1 := 2 + I

> y1:=Im(z1);x1:=Re(z1); y1 := 1 x1 := 2

> polar(z1); polar($\sqrt{5}$, arctan($\frac{1}{2}$))

$z_2 = 2 - 3i$ kompleks sonni aniqlash:

> z2:=x2+y2*I; z2 := 2 - 3I

> y2:=Im(z2);x2:=Re(z2); y2 := -3 x2 := 2

> **polar(z2);** $\text{polar}\left(\sqrt{13}, -\arctan\left(\frac{3}{2}\right)\right)$

$z_3 = z_1 + z_2 = 4 - 2i$ kompleks sonni aniqlash:

> **z3:=z1+z2;** $z_3 := 4 - 2i$

> **y3:=Im(z3);x3:=Re(z3);** $y_3 := -2$ $x_3 := 4$

> **polar(z3);** $\text{polar}\left(2\sqrt{5}, -\arctan\left(\frac{1}{2}\right)\right)$

Kompleks sonlarni vektorlarini qurish:

> **with(plottools):**

Vz1:=arrow([0,0], [x1,y1],.1,.2,.4, color=blue):

**Vz1a:=arc([0,0],.5,0..arctan(Im(z1),Re(z1)),
color=red):**

Vz2:=arrow([0,0], [x2,y2],.1,.2,.4, color=green):

**Vz2a:=arc([0,0],2,0..arctan(Im(z2),Re(z2)),
color=red):**

Vz3:=arrow([0,0], [x3,y3],.2,.3,.4, color=red):

**Vz3a:=arc([0,0],3,0..arctan(Im(z3),Re(z3)),
color=red):**

Vz13:=arrow ([x1, y1], [x3,y3],.1,.2,.4,color=yellow):

Vz23:=arrow ([x2,y2],[x3,y3],.1,.2,.4,color=yellow):

plots [display](Vz1,Vz1a,Vz2,Vz2a,Vz3,Vz3a,Vz13,

Vz23, axes=normal, view=[-4..4,-4..4], scaling=constrained);

Kompleks sonlarning nuqtalarini qirish.

> **With (plots): Nuqta1: = textplot ([[x1,y1,'M1(x1,y1)']], color = blue, align = Right,
font=[TIMES,ROMAN,14]):**

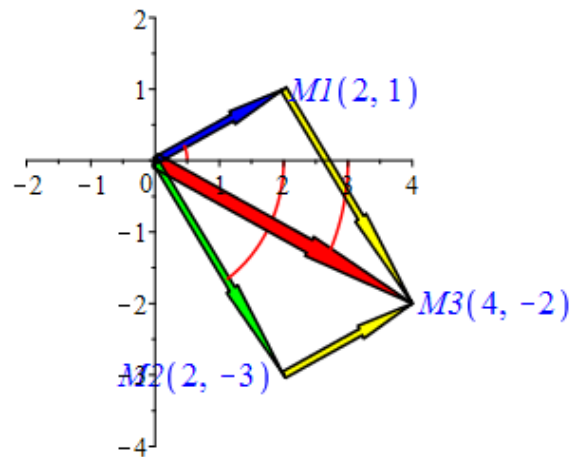
> **Nuqta2:=textplot ([[x2, y2,'M2(x2, y2)']], color=blue, align=Left, font=[TIMES,ROMAN,14]):**

> **Nuqta3:=textplot ([[x3, y3,'M3(x3,y3)']], color=blue, align=Right, font=[TIMES,ROMAN,14]):**

> **KSA:=plots[display](Vz1,Vz1a,Vz2,Vz2a,Vz3,Vz3a, Vz13,**

Vz23,Nuqta1,Nuqta2,Nuqta3,axes=normal,

view=[-2..4,-4..2],scaling=constrained); (1a-rasm)

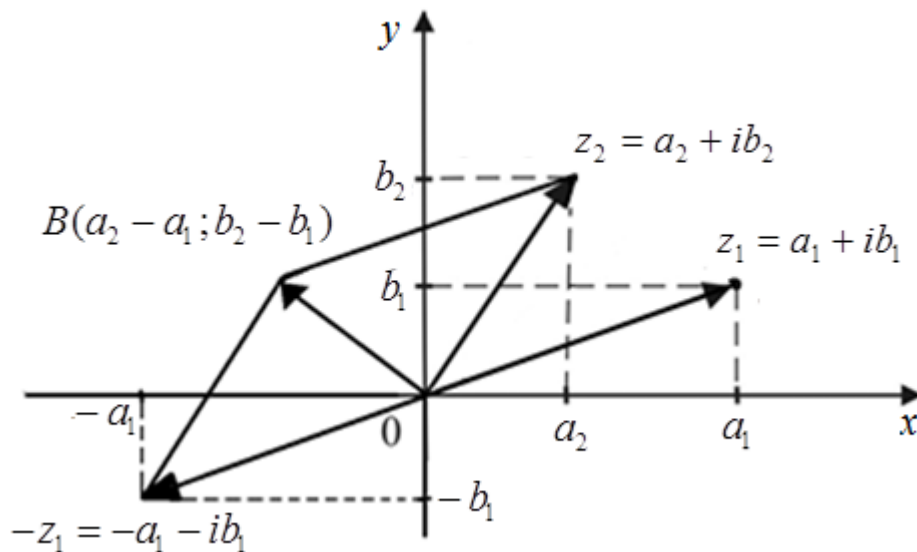


1a-rasm. Kompleks sonlarni ayirish.

Ikkita $z_1 = a_1 + ib_1$ va $z_2 = a_2 + ib_2$ kompleks sonning ayirmasi deb, shunday songa aytiladiki, u z_2 ga qo'shilganda yig'indida z_1 kompleks son hosil bo'ladi (2-rasm). Demak,

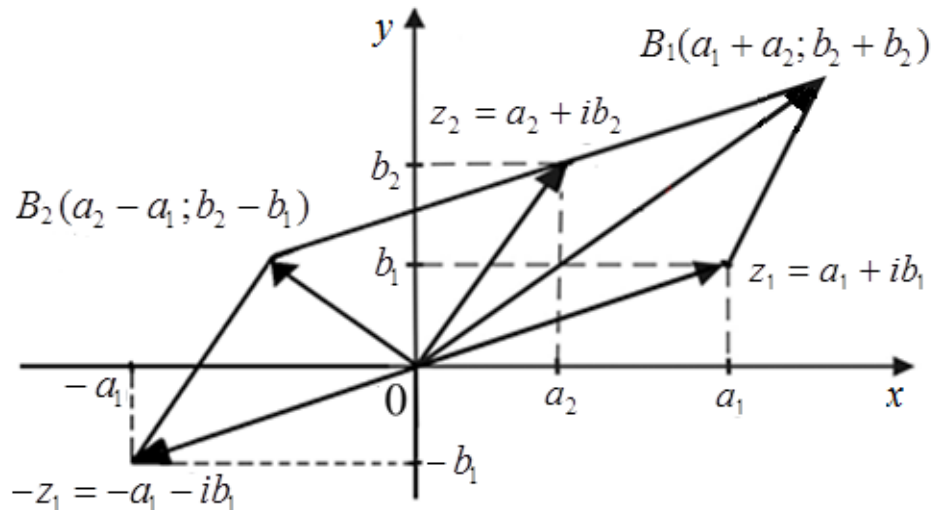
$$z_2 - z_1 = (a_2 + ib_2) - (a_1 + ib_1) = (a_2 - a_1) + i(b_2 - b_1).$$

Demak, grafigini qurishda $z_2 - z_1$ ayirma $z_2 + (-z_1)$ yig'indi bo'lishini e'tiborga olamiz.



2-rasm.

Ikkita $z_1 = a_1 + ib_1$ va $z_2 = a_2 + ib_2$ kompleks sonning yig'indisi va ayirmasini bitta koordinatalar sistemasida quyidagicha quramiz (3-rasm).



3-rasm.

Shuni ta'kidlab o'tamiz, ikki kompleks son ayirmasining moduli kompleks tekislikda shu sonlarni ifodalovchi nuqtalar orasidagi masofaga teng:

$$|z_2 - z_1| = \sqrt{(a_2 - a_1)^2 + (b_2 - b_1)^2}.$$

2-misol. Ushbu $z_1 = 4 - 3i$ va $z_2 = 2 + 6i$ kompleks sonlarning yig'indisi va ayirmasini toping.

Yechish.

$$z_2 + z_1 = (2 + 6i) + (4 - 3i) = (2 + 4) + i(6 - 3) = 6 + 3i.$$

$$z_2 - z_1 = (2 + 6i) - (4 - 3i) = (2 - 4) + i(6 + 3) = -2 + 9i.$$

Bu kompleks sonlarni ayirmasini Maple dasturida qurish ucun

$$z_2 - z_1 = z_2 + (-z_1)$$

qoidani e'tiborga olamiz(2-rasm).

Maple dasturi

> restart;

$z_1 = 4 - 3i$ kompleks sonni aniqlash:

> x1:=4;y1:=-3: x2:=2;y2:=6:

> z1:=x1+y1*I; z1 := 4 - 3I

> x1:=Re(z1); y1:=Im(z1); x1 := 4 y1 := -3

> polar(z1); polar(5, -arctan(3/4))

$z_2 = 2 + 6i$ kompleks sonni aniqlash:

> z2:=x2+y2*I; z2 := 2 + 6I

> x2:=Re(z2); y2:=Im(z2); x2 := 2 y2 := 6

> **Polar (z2);** `polar(2*sqrt(10), arctan(3))`

$z_3 = z_2 + z_1 = 6 + 3i$ kompleks sonni aniqlash:

> **z3:=z2+z1;** `z3 := 6 + 3I`

> **y3:=Im (z3); x3:=Re (z3);** `y3 := 3 x3 := 6`

> **Polar (z3);** `polar(3*sqrt(5), arctan(1/2))`

$z_4 = z_2 - z_1 = -2 + 9i$ kompleks sonni aniqlash:

> **z4:=z2-z1;** `z4 := -2 + 9I`

> **y4:=Im (z4); x4:=Re (z4);** `y4 := 9 x4 := -2`

> **polar (z4);** `polar(sqrt(85), -arctan(9/2) + pi)`

Kompleks sonlarning yig'indisi va ayirmasini qurish:

> **with(plottools):**

Vz1:=arrow([0,0], [x1,y1], .1, .2, .4, color=blue):

Vz1a:=arc([0,0],1,0..arctan(Im(z1),Re(z1)), color=red):

Vz2:=arrow([0,0],[x2,y2], .1, .2,.4,color=green):

Vz2a:=arc([0,0],2,0..arctan(Im(z2),Re(z2)),

color=red):

Vz3:=arrow([0,0], [x3,y3], .2, .3, .4, color=red):

Vz3a:=arc([0,0],3,0..arctan(Im(z3),Re(z3)),

color=red):

Vz13:=arrow([x1,y1], [x3,y3], .1, .2, .4, color=yellow):

Vz23:=arrow([x2,y2], [x3,y3], .1, .2, .4, color=yellow):

Vz4:=arrow([0,0], [x4,y4], .2, .3, .4,color=red):

Vz4a:=arc([0,0],3,0..arctan(Im(z4),Re(z4)),

color=red):

Vz1q:=arrow([0,0], [-x1,-y1], .2, .3, .4, color=yellow):

Vz14:=arrow([-x1,-y1], [x4,y4], .1, .2, .4, color=yellow):

Vz24:=arrow([x2,y2], [x4,y4], .1, .2, .4, color=yellow):

plots[display](Vz1,Vz1a,Vz2,Vz2a,Vz3,Vz3a,Vz13,

Vz23,Vz4,Vz4a,Vz14,Vz24,Vz1q, axes=normal,

view=[-4..6,-4..10],scaling=constrained);(4-rasm)

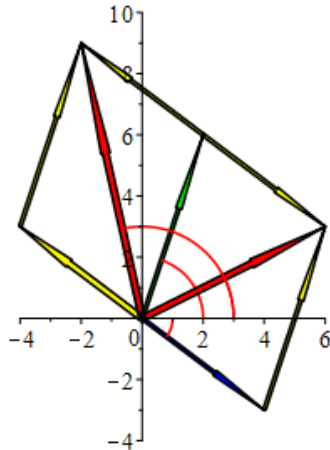
Kompleks sonlarning yig'indisini koordinatalari bilan qurish:

> **with (plots): Nuqta1: = textplot ([[x1,y1,'M(x1,y1)']], color=blue , align = Right, font=[TIMES,ROMAN,14]):**

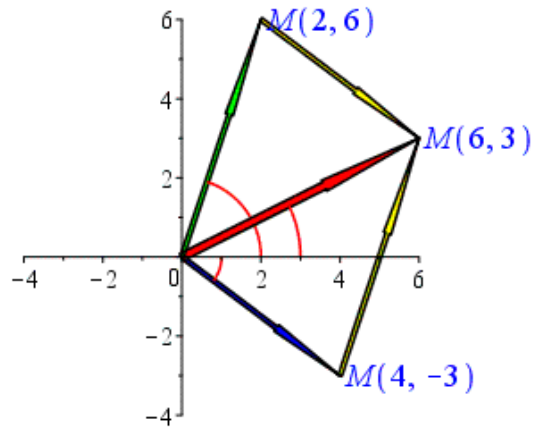
```

> Nuqta2:=textplot([[x2,y2,'M(x2,y2)']], color=blue,align=Right, font=[TIMES,ROMAN,14]):
> Nuqta3:=textplot([[x3,y3,'M(x3,y3)']], color=blue,align=Right, font=[TIMES,ROMAN,14]):
> KSA:=plots[display](Vz1,Vz1a,Vz2,Vz2a,Vz3,Vz3a,
Vz13, Vz23,Nuqta1,Nuqta2,Nuqta3, axes=normal, view=[-4..6,-4..6],scaling=constrained); (5-
rasm)

```



4-rasm.



5-rasm.

Xullosa. Maple dasturining imkoniyatlarini kompleks sinlar uchun qo'llanishi o'quvchida tasviriy fikirlash, masalani yechishning programmalash va animatsiyalash imkoniyatini hamda kompleks sonlarni koeffitsientlariga qarab tez va aniq qurish va qo'shishda Maple dasturini qo'llash usullari ko'rsatilgan.

Adabiyotlar

1. Матросов А.В. (2001). Maple 6. Решение задач высшей математики и механики. СПб.: БХВ-Петербург.
2. Mirzakarimov, E.M.,(2021).Maple tizimida to'g'ri to'rtburchakli membrananing erkin tebranishini aniqlash. *Scientific Bulletin of Namangan State University* 1(8), 3-9.
3. Mirzakarimov,E.M.,(2022).To'g'riburchakli membrananing erkin tebranishini boshlang'ich shartlar bo'yicha aniqlashda maple tizimidan foydalanish. *Scientific Bulletin of Namangan State University* 1(1), 53-61.
4. Mirzakarimov, E.M., & Fayzullaev, J.S. (2020). Improving the quality and efficiency of teaching by developing students* mathematical competence using the animation method of adding vectors to the plane using the maple system. *Scientific Bulletin of Namangan State University*, 2(9), 336-342.
5. Mirzakarimov,E.M., & Faizullaev,J.I. (2019). Method of teaching the integration of information and educational technologies in a heterogeneous parabolic equation. *Scientific Bulletin of Namangan State University*, 1(5), 13-17.
6. Mirzaboevich, M.E., Ergashev,M.I.(2021). Using Maple Programs in Higher Mathematics Triangle Problem Constructed on Vectors in Space. *Central asian journal of mathematical theory and computer sciences*, 2(11), 44-50. Retrieved from

<http://cajmtcs.centralasianstudies.org/index.php/CAJMTCS/article/view/123>

7. Мирзобоевич, М.Э., & Исмоилджонович, Ф.Д. (2021). Выполнять Линейные Операции Над Векторами В Пространстве В Системе Maple. *Central asian journal of mathematical theory and computer sciences*, 2(12), 10-16.
<http://cajmtcs.centralasianstudies.org/index.php/CAJMTCS/article/view/137>
8. Мирзобоевич, М.Э., (2022). Использовать Систему Maple Для Определения Свободных Колебаний Прямоугольной Мембраны При Начальных Условиях. *Central Asian Journal Of Mathematical Theory And Computer Sciences*, 3(1), 9-18.
<https://cajmtcs.centralasianstudies.org/index.php/CAJMTCS/article/view/148>
9. Fayzullayev, J. I. (2020). Mathematical competence development method for students through solving the vibration problem with a maple system. *Scientific Bulletin of Namangan State University*, 2(8), 353-358.
10. Mirzaboevich, M. E. (2021). Using Maple Programs in Higher Mathematics. Triangle Problem Constructed on Vectors in Space. *Central asian journal of mathematical theory and computer sciences*, 2(11), 44-50.
11. Fayzullayev, J. I. (2021). Fundamental fanlar yordamida texnika oliy ta'lim muassasalari talabalarining kasbiy kompetentligini rivojlantirish. *Oriental renaissance: Innovative, educational, natural and social sciences*, 1(10), 454-461.
12. Мирзобоевич, М. Э. (2022). Создание корреляционной таблицы в системе maple. *Central asian journal of mathematical theory and computer sciences*, 3(10), 1-7.
<https://cajmtcs.centralasianstudies.org/index.php/CAJMTCS/article/view/236>
13. Mirzakarimov, E., & Yo'ldashaliyev, A. (2023). Tekislikda Vektorlar Ustida Qo'Shish Amallarini Maple Tizimida Bajarish. *Research and Implementation*. извлечено от
<https://fer-teach.uz/index.php/rai/article/view/834>